

SK12V100

Drop-In Replacement LiFePO4 Battery

LITHIUM IRON PHOSPHATE BATTERY

ELECTRICAL PERFORMANCE

Nominal Voltage	12.8 V
Nominal Capacity	100 Ah
Capacity @ 20A	300 min
Energy	1280 Wh
Resistance	≤20 mΩ @ 50% SOC
Self Discharge	<3% / Month
Cells	3.2V 100Ah Cells

CHARGE PERFORMANCE

Recommended Charge Current	20A
Maximum Charge Current	50A
Recommended Charge Voltage	14.6 V
BMS Charge Cut-Off Voltage	<14.6V (3.65V/Cell)
Reconnect Voltage	>14.4V (3.6V/Cell)
Balancing Voltage	<14.4 V (3.6V/Cell)
Maximum Batteries in Series	4

DISCHARGE PERFORMANCE

Maximum Continuous Discharge Current	100 A
Peak Discharge Current	200 A (3s)
BMS Discharge Cut-Off Current	330 A ±10 A (6 ~16 ms)
Recommended Low Voltage Disconnect	11.2V
BMS Discharge Cut-Off Voltage	> 10.4 V (50 ~ 150 ms) (2.6V/Cell)
Reconnect Voltage	> 11.6 V (2.9V/Cell)
Short Circuit Protection	200 ~ 500 μs



MECHANICAL PERFORMANCE

Dimension (L x W x H)	260 x 200 x 205mm 10.23 x 7.78 x 8.07"
Approx. Weight	28.2 lbs (12.8 kg)
Terminal Type	M8
Terminal Torque	80 ~ 100 in-lbs (9 ~ 11 N-m)
Case Material	Black Paint Metal Case
Enclosure Protection	IP50

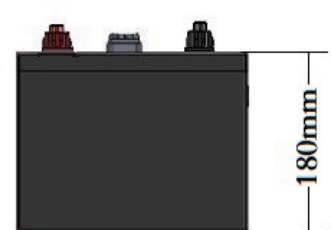
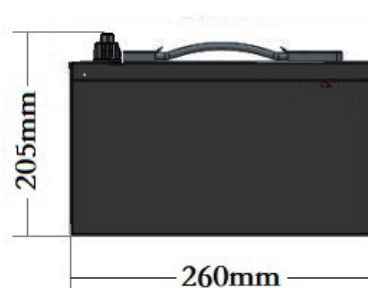
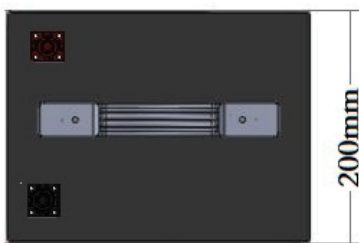
TEMPERATURE PERFORMANCE

Discharge Temperature	-4 ~ 140 °F (-20 ~ 60 °C)
Charge Temperature	32 ~ 113 °F (0 ~ 45 °C)
Storage Temperature	23 ~ 95 °F (-5 ~ 35 °C)
BMS High Temperature Cut-Off	149 °F (65 °C)
Reconnect Temperature	131 °F (55 °C)

COMPLIANCE

Certifications	UL1642 & IEC62133 (cells)
----------------	---------------------------

OUTLINE DIMENSION



Performance may vary depending on application. All specifications are subject to change without prior notice to the user. This data is for evaluation purposes only. No guarantee is intended or implied by this data. For clarification and updated information, please contact us.