


Product Specification

Customer's Name:

Spec.No. : GSL-5000U-16S
Item Coding: GSL-5K-16S-CATL
Ver: A1
Date: 2021-4-01

SHENZHEN GSL TECH CO LTD Specification For Approval

Specifications : 51.2V 100Ah-16S1P- 001CB0Y0



Approval	Checked	Draft
JIM DENG	DAVID LIN	LI MING
Customer Approval		

Product Specification

Contents

1. Scope	4
2. Main specifications	4
2.1 Cell Battery specifications	4
2.2 Battery Pack specifications.....	5
3. Battery Management System Specification	6
3.1 BMS function introduction	6
3.2 BMS Protect parameter	6
4. Appearance and structural dimensions	7
5. Case Structure of Battery Pack.....	8
6. Packaging of Battery Pack.....	11
7. Battery test equipment	12
7.1 Dimension Measuring Instrument	12
7.2 Voltmeter	12
7.3 Ammeter	12
7.4 Impedance Meter	12
8. Standard Test Condition	12
9. Storage and Others	12
9.1 Long Time Storage.....	12
9.2 Others	12
10. Amendment of this Specification	12
11. Appendix	13

Product Specification

1. Scope

The specification shall be applied to LiFePO4 rechargeable battery pack of 51.2V 100AH 16S1p CATL 001CB0Y0 3.2V 100AH which is manufactured by SHENZHEN GSL ENERGY CO LTD.

2. Main specifications

2.1 Cell Battery specifications

No.	Item	General Parameter	Remark
1	Rated Capacity	100Ah	Standard discharge (0.2C ₅ A) after Standard charge
2	Nominal Voltage	3.2V	Mean Operation Voltage
3	Internal Impedance	≤0.65 mΩ	Internal resistance measured at AC 1KHz after 50% charge The measure must uses the new batteries that within one week after shipment and cycles less than 5 times
4	Dimension	Thickness:Max 49.95mm	Initial Dimension
		Width: Max 160.5mm	
		Height: Max 119.5mm	
5	Weight	1.95kg	APPROX
6	Standard charge	Constant Current 50A Constant Voltage 3.65V 0.02C ₅ A cut-off	Charge time : Approx2.5h
7	Rapid Charge	Constant Current 100A Constant Voltage 3.65V 0.01C ₅ A cut-off	Charge time : Approx1.5h@ ≥ 10°C
8	Standard discharge	Constant current 50A end voltage 2.5 V	0.5C
9	Maximum discharge current	Constant current: 100A end voltage: 2.5 V	100A@ ≥ 0°C
10	Cell safety performance	UL1642,IEC62619, IEC62133,UN38.3	
11	Storage Temp.	-30 to 60 °C	

Product Specification

2.2 Battery Pack specification

No.	Item	General Parameter	Remark
1	Combination method	16S1P	
2	Rated Capacity	100Ah	Standard discharge after Standard charge (package)
3	Factory Voltage	51.2V	Mean Operation Voltage
4	Voltage at end of Discharge	46V	Discharge Cut-off Voltage
5	Charging Voltage	56V	Charge Cut-off Voltage
6	Internal Impedance	$\leq 60m\Omega$	Internal resistance measured at AC 1KHz after 50% charge The measure must uses the new batteries that within one week after shipment and cycles less than 5 times
7	Standard charge	Constant Current 100A Constant Voltage see No.5 0.02CA cut-off	Charge time : Approx 2.5 h
8	Maximum Continuous Charge Current	100A	
9	Standard discharge	Constant current: 100A end voltage see NO.4	
11	Maximum Continuous Discharge Current	100A	200A when $T \geq 10^{\circ}C$ 100A when $0^{\circ}C > T \geq -20^{\circ}C$
12	Operation Temperature Range	Charge: 0~45°C Discharge: -20~55°C	60±25%R.H. Bare Cell
13	Storage Temperature Range	Less than 12 months : -10~35°C less than 3 months: -10~45°C Less than 7 day : -20~65°C	60±25%R.H. at the shipment state
14	Dimensions	735*525*190 (220)mm	Include Bracket
15	Weight	Approx : 60.5 kg	
16	BMS Port	CANBUS/RS485	
17	BMS Support	16PCS Parallel connection	160KWH at max

Package

Product Specification

3. Battery Management System Specification

3.1 BMS function introduction

1) : The BMS is designed for 16 series lithium battery.

2) : The BMS have all functions which are:

Overcharge detection function;

Over discharge detection function

Over current detection function;

Short detection function

Temperature detection function;

Balance function

Communicate function;

Alarm function

Total capacity function;

Storage history function

3.2 BMS Protect parameter

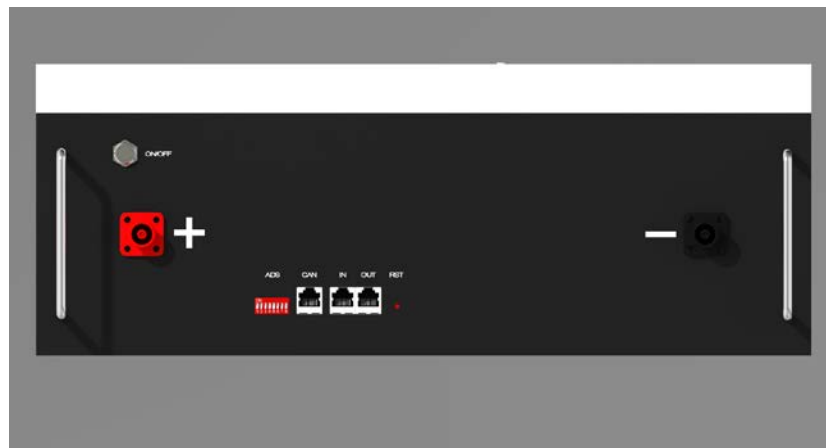

Items	Details	Standard
Cell overcharge protection	Overcharge detection voltage	3.65±0.025V
	Overcharge detection delay time	Typical:1.0s
	Overcharge release voltage	3.38±0.02V
Cell over-discharge protection	Over-discharge detection voltage	2.5±0.02V
	Over-discharge detection delay time	Typical:1.0s
	Over-discharge release voltage	2.9±0.02V or charge release
Over-current protection	discharge Over-current protection current1	130±10A
	discharge Over-current detection delay time 1	1S
	discharge Over-current protection current 2	150±10A
	discharge Over-current detection delay time 2	≤100m±50ms
	Charge OC protection current	130±10A
Short protection	Short protection current	250±10A
	Protection condition	Load short
	Detection delay time	≤300us
	Protection release condition	Charging release
Temperature(T) protection	Charge high T protection	55±3℃
	Charge high T recover	50±5℃
	Discharge high T protection	65±5℃
	Discharge high T recover	60±5℃
	Charge low T protection	-5±5℃
	Charge low T recover	0±5℃

Product Specification

	Discharge low T protection	-20±5℃
	Discharge low T recover	-15±5℃
Balance	Balance threshold voltage	3.45V
Communication	It has Canbus/RS485 standard communication interface, it can real-time monitoring the capacity of battery bank, the voltage, current, environment temperature, and charging/discharging current.	
Alarm	It has over-temperature, over charge, under-voltage, over-current, short circuit alarm Function.	


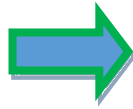
4. Appearance and structural dimensions

There shall be no such defect as scratch, bur and other mechanical scratch, and the connector should be no rust dirt. The structure and dimensions see attached drawing of the battery.



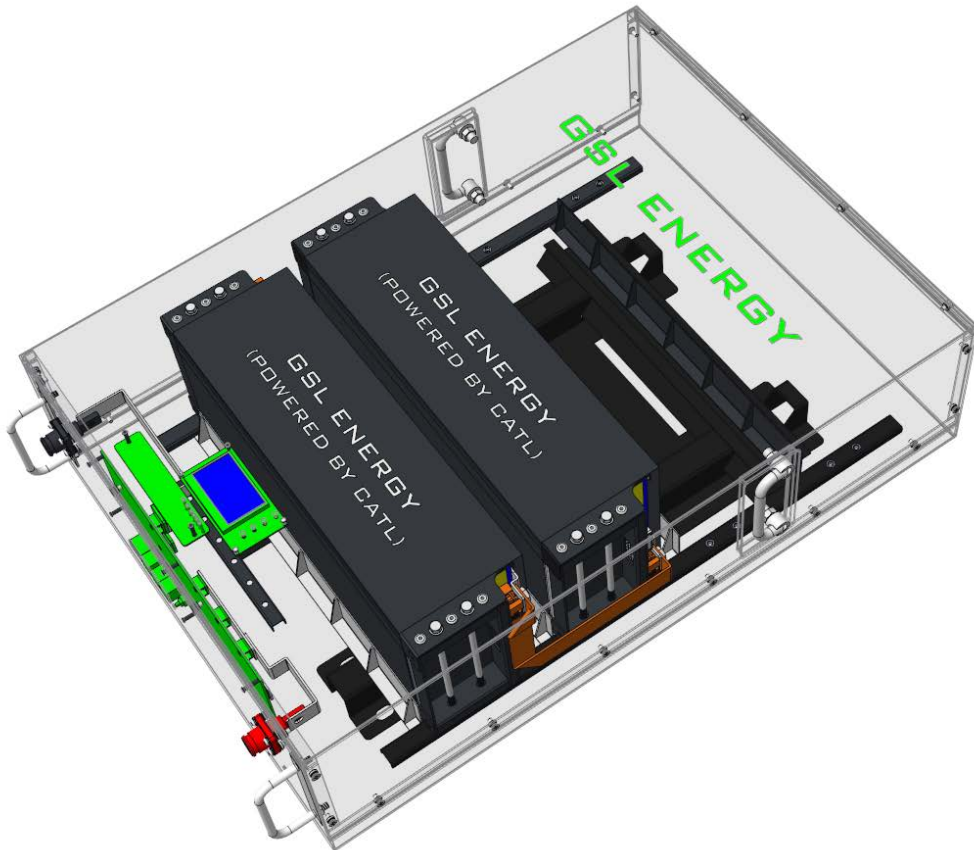
Product Specification

Unit (mm)					
L (Length)	735mm	W(Width)	525mm	H (Height)	190mm
Weight	60.5kgs	Max charge	100A	Max discharge	100A
Cable set	2meter of 35mm ² *2 Red & Black				



3.2V 100AH Lifepo4 battery cells

25.6V 100AH Lifepo4 battery Module

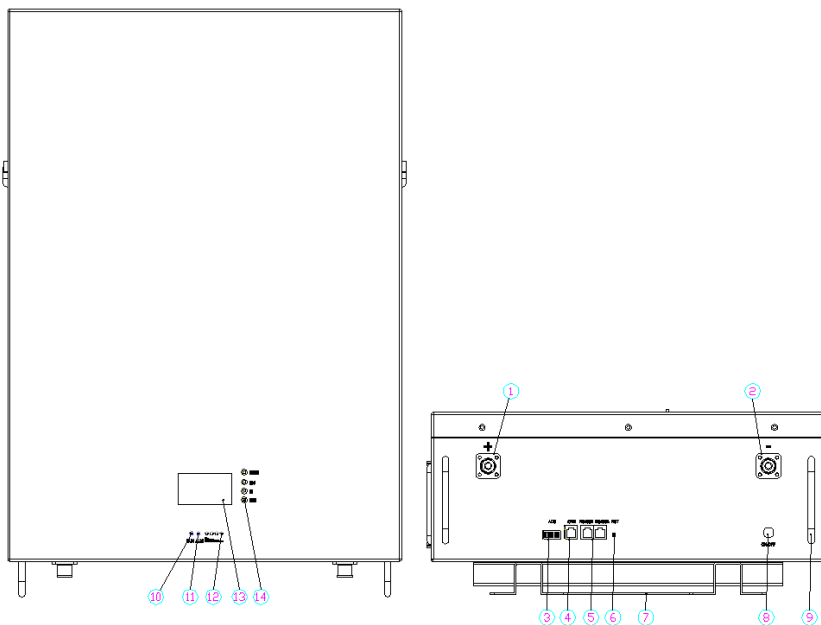


Product Specification



51.2V 100AH Lifepo4 battery

5. Case Structure of Battery Pack

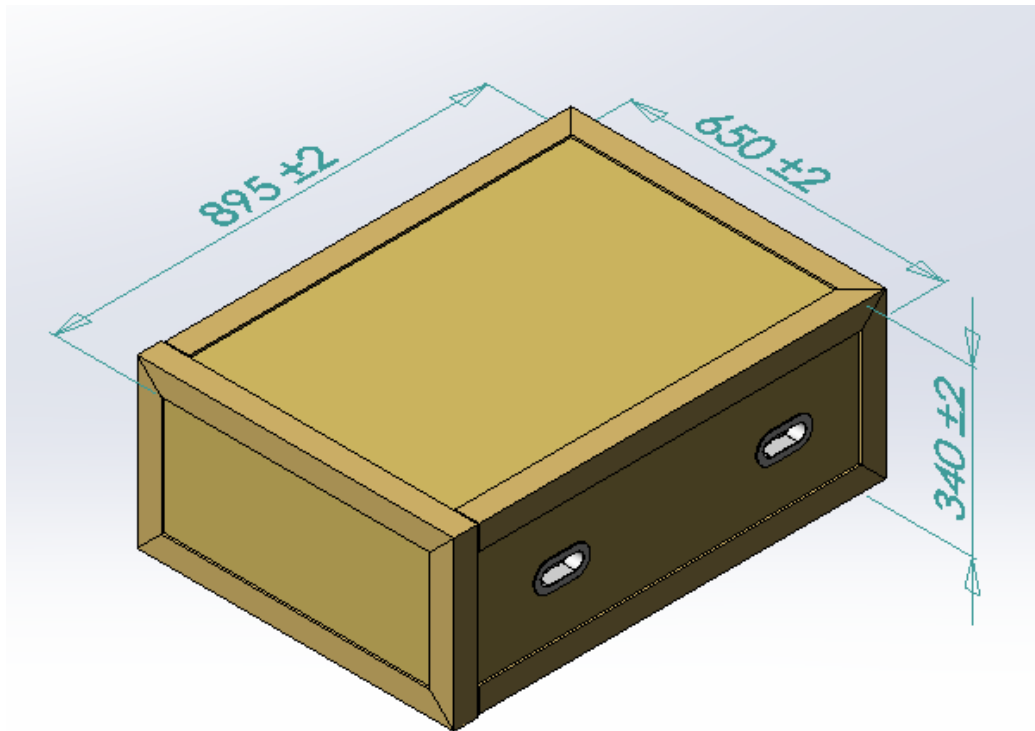


Product Specification

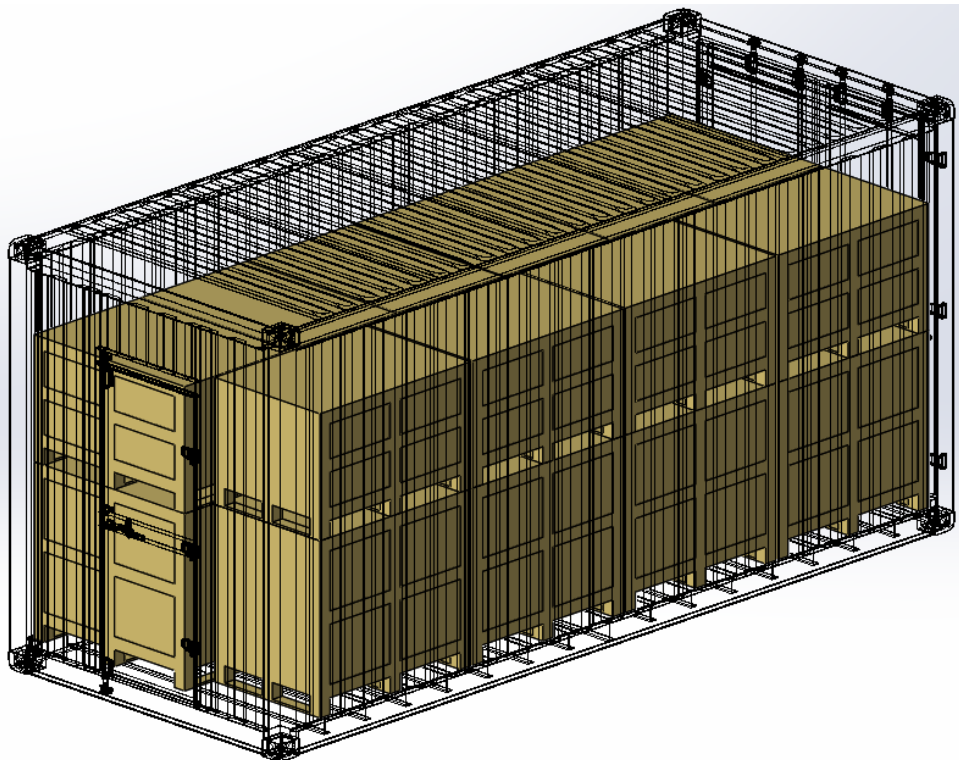
No.	Description	Silk-screen	Remark
1	UES0600	P+	Output terminal
2	UES0600	P-	Output terminal
3	Dial switch	ADS	Set the address
4	CANbus Port	CANbus	CANbus and inverter connection port
5	RS485 Port	RS485	RS485 parallel port
6	port Reset button	RST	For reset the batter
7	Bracket		
8	Switch	ON/OFF	
9	Handle		
10	LED	RUN	Operation indicator
11	LED	ALM	Alarm indicator
12	LED	CAPACITY	Capacity indicator
13	LCD		
14	LCD Key		

Product Specification

6. Packaging of Battery Pack



1 PC/CTN



100 PCS /20FT CONTAINER LOADING

UP floor: 40PCS

Down floor : 60PCS

Product Specification

7. Battery test equipment

8.1 Dimension Measuring Instrument

The dimension measurement shall be implemented by instruments with equal or more precision scale of 0.1mm.

8.2 Voltmeter

Standard class specified in the national standard or more sensitive class having inner impedance not less than 10 K Ω /V.

8.3 Ammeter

Standard class specified in the national standard or more sensitive class. Total external resistance including ammeter and wire is less than 0.01 Ω .

8.4 Impedance Meter

Impedance shall be measured by a sinusoidal alternating current method (AC 1kHz LCR meter).

8. Standard Test Condition

Test should be conducted with new batteries within one month after shipment from our factory and the cells shall not be cycled more than five times before the test. Unless otherwise defined, test and measurement shall be done under temperature of 23 \pm 2 $^{\circ}$ C and relative humidity of less than 75%, air 86Kpa~106Kpa.

Unless otherwise defined, 30min, rest period after charge, 30min, rest period after discharge.

9. Storage and Others

10.1 Long Time Storage

If stored for a long time (don't used, exceed three months), the cell should be stored in drying and cooling place. The cell's storage voltage should be 51V-53V and the cell is to be stored in a condition that the temperature of 23 \pm 2 $^{\circ}$ C and the humidity of 45%- 75%. Long-term use of unused batteries to recharge every 3 months. Ensure that the battery voltage is within the above range.

10.2 Others

Any matters that this specification does not cover should be conferred between the customer and GSL ENERGY.

10. Amendment of this Specification

This specification is subject to change with prior notice by GSL ENERGY.

Product Specification

11. Appendix

Handling Precautions and Guideline For Li-ion Rechargeable Batteries

Preface

This document of 'Handling Precautions and Guideline Li-ion Rechargeable Batteries' shall be applied to the battery cells manufactured by GSL ENERGY.

Note (1) :

The customer is requested to contact GSL ENERGY in advance, if and when the customer needs other applications or operating conditions than those described in this document. Additional experimentation may be required to verify performance and safety under such conditions.

Note (2) :

GSL ENERGY will take no responsibility for any accident when the cell is used under other conditions than those described in this Document.

Note (3):

GSL ENERGY will inform, in a written form, the customer of improvement(s) regarding proper use and handling of the cell, if it is deemed necessary.

Danger!

- Do not immerse the battery in water or allow it to get wet.
- Do not use or store the battery near sources of heat such as a fire or heater.
- Do not use any chargers other than those recommended by GSL ENERGY.
- **Do not reverse the positive(+) and negative(-) terminals.**
- Do not connect the battery directly to wall outlets or car cigarette-lighter sockets.
- Do not put the battery into a fire or apply direct heat to it.
- Do not short-circuit the battery by connecting wires or other metal objects to the positive(+) and negative(-) terminals.
- Do not pierce the battery casing with a nail or other sharp object, break it open with a hammer, or step on it.
- Do not strike, throw or subject the battery to sever physical shock.
- Do not directly solder the battery terminals.
- Do not attempt to disassemble or modify the battery in any way.
- Do not place the battery in a microwave oven or pressurized container.
- **Do not use the battery in combination with primary batteries (such as dry-cell batteries) or batteries of different capacity, type or brand.**
- Do not use the battery if it gives off an odor, generates heat, becomes discolored or deformed, or appears abnormal in any way. If the battery is in use or being recharged, remove it from the device or charger immediately and discontinue use.

Caution!

Do not use or store the battery where is exposed to extremely hot, such as under window of a car in direct sunlight in a hot day. Otherwise, the battery may be overheated. This can also reduce battery performance and/or shorten service life.

If the battery leaks and electrolyte gets in your eyes, do not rub them. Instead, rinse them with clean running water and immediately seek medical attention. If left as is, electrolyte can cause eye injury.