

See Level Pinout

Pin1 = +Voltage

Pin2 = CANH

Pin3 = CANL

Pin4 = -Voltage

1	Not connected
2	Not connected
3	NET-C (V-)
4	Not connected
5	Not connected
6	NET-S (V+)
7	CAN-H
8	CAN-L

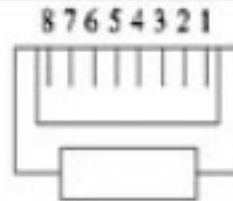


Figure 1:  
End view of RJ45 Plug

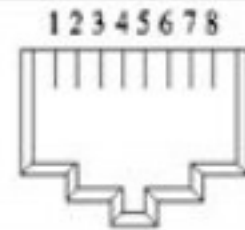
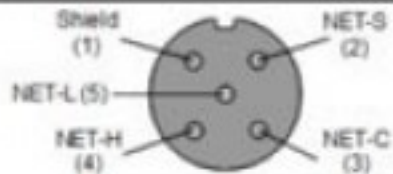


Figure 2:  
Looking into an RJ45 Jack

Q20: What is the pin out of NMEA-2000?

1(brown):	Shield
2(red):	NET-S (V+)
3(black):	NET-C (V-)
4(white):	NET-H (CAN-H)
5(blue):	NET-L (CAN-L)



Micro-C Female