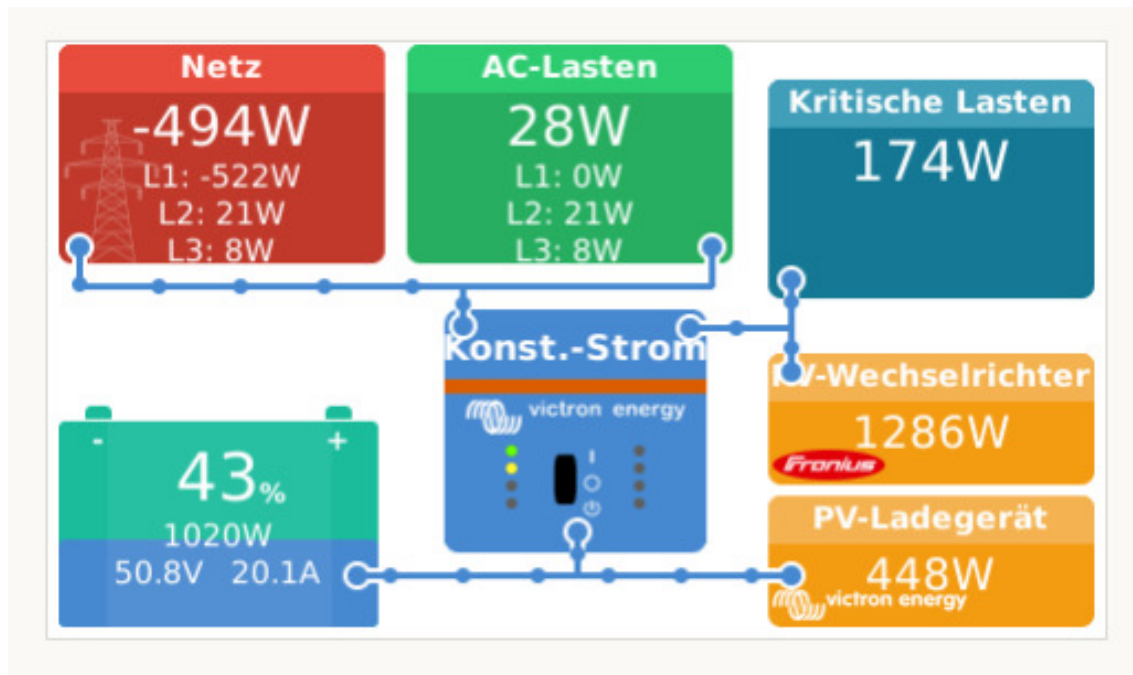


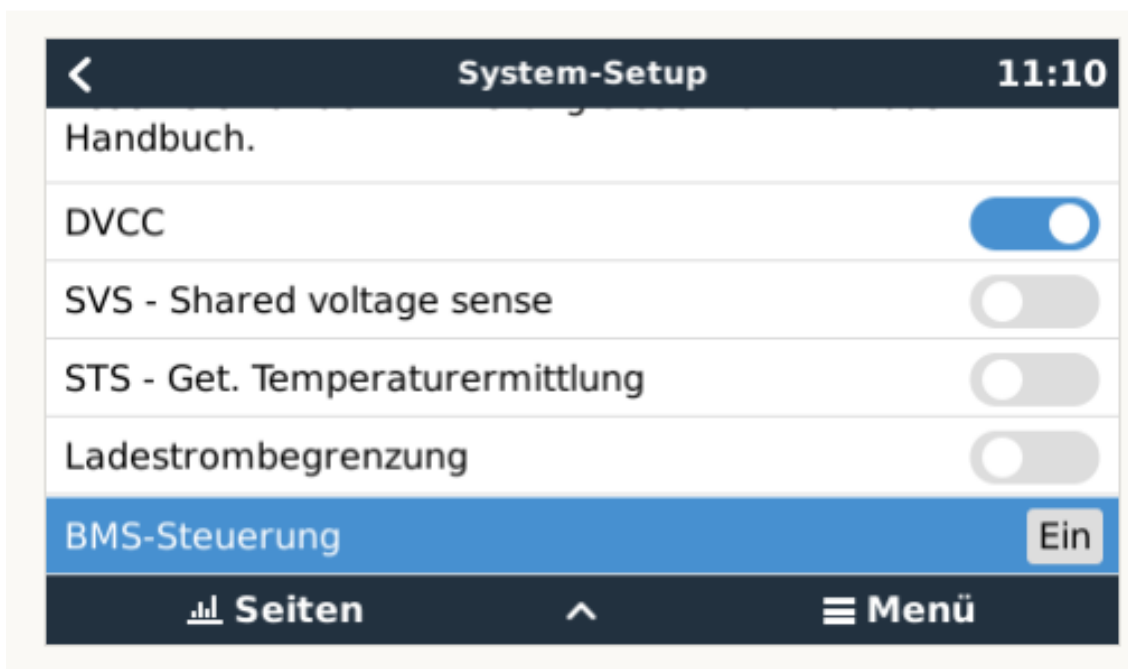
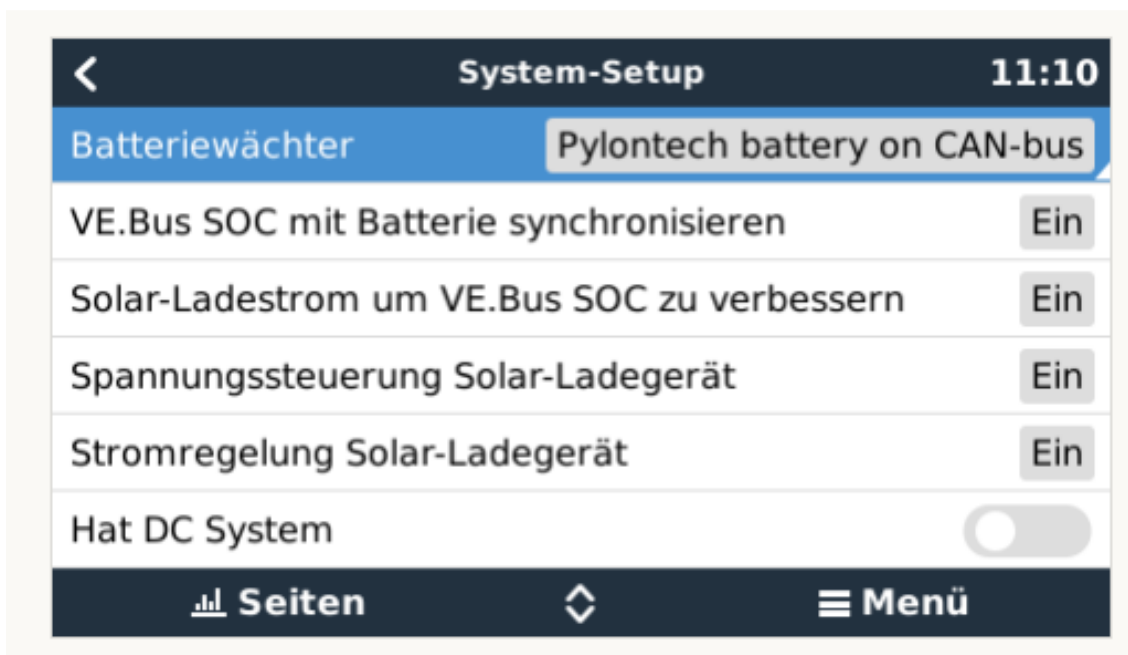
Console



Battery

<	Parameter	11:05
	Ladestrombegrenzung (CCL)	20.0A
	Max. Ladespannung	53.2V
	Niedrige Spannung Batterie	--
	Entladestrombegrenzung (DCL)	50.0A

Seiten **Menü**



The screenshot displays the 'vernetzter Betrieb' (grid-connected operation) settings screen. At the top, there is a back arrow, the title 'vernetzter Betrieb', and the time '11:18'. Below this is a list of settings:

- BMS gesteuert**: A toggle switch that is currently turned on (indicated by a white circle on a blue background).
- Vernetzt**: A button labeled 'Ja' (Yes).
- Netzwerk-Status**: A button labeled 'Slave'.
- Einstellung Modus**: A button labeled 'ESS & BMS'.
- Lade-Spannung**: A button labeled '52.40V'.
- Lade-Strom**: A button labeled '35.0A'.

At the bottom of the screen, there are two navigation options: 'Seiten' (Pages) with a bar chart icon and 'Menü' (Menu) with a hamburger menu icon.